

# ABC of Photography

Articles by Professor Biswatosh Sengupta  
Photographic Association of Dum Dum, India

**P**hotography plays a very significant role in all spheres of life. Starting from scientific innovation to historical lore, from space to under water, from documentation to artistic creation and so on, in every-sphere one can find elegance and application of photography. There is hardly any sphere where photography is not utilised in this modern society. Today, it is a very fascinating subject to one and all. It is one of the most popular leisure and tour pursuits and there are few families without a camera. Owing to abundance of Mobile & Digital cameras, children to older people, everyone can now take snaps. A backdated(2016) Statistical record indicate that about 38 crores of photos are uploaded in a day which is equivalent to 4400 snaps per second. But techniques of photography still remain a mystery to a large section of the people.

The dictionary meaning of ABC is the basic or simplest elements of a subject i.e. the rudiments. Since many of you are practising photography and participating in salons I presume most of you are already aware of the fundamentals of photography; and therefore many of you will be bored if I simply follow only the literal meaning of A B C. Rather I would like to define ABC as acronym in my own fashion and discuss a few concepts in brief, to exchange views. There may be many acronyms made up with ABC which are concerned with Photography but in this article I have dwelt upon only 12 such ABC as the acronym of:

- 1) About Basic Concept
- 2) A firm Better Criteria
- 3) A Beginner's Choices
- 4) Assert Brilliant Communication
- 5) Attempt Best Candid
- 6) Affix Beneath Colours
- 7) Accentuated Balanced Composition
- 8) Art Behind Camera
- 9) Aesthetics Beauty Creativity
- 10) Application By Computers
- 11) Artist's Beautiful Creation
- 12) After Bewitching Creation

## 1. About Basic Concept

Photography is the science which helps us to get an exact image of what we see through our eyes. The Greek word "Photo" means light and "Graph" means sketch. Thus photography is a scientific process of obtaining a sketch by means of light i.e. a method of obtaining picture by the agency of light.

Mo Tsu, a Chinese scientist and philosopher explained the idea of the formation of an inverted image by light passing through a pinhole in 5th century B.C. The phenomenon that certain substances are sensitive to light, that foliage turns green in light and that some colours get bleached in absence of sunlight were known more than a thousand years back. The science of Photography rests on these two facts. In 1816 Joseph Nicephore Niepce made the first effective synthesis of the optical and chemical principles. He placed the light sensitive material inside the Camera Obscura where the image of the object was formed, to obtain a permanent record. To make a picture one needs a camera to create images and through which one can expose the light-sensitive material i.e.



film which is generally silver halide with gelatin suspended on a transparent base.

To make a picture by the photographic process one has to go through several steps which may be classified under two headings viz. i) making of the Negative and ii) preparing a Positive from the negative. From a technical point of view both the processes are more or less the same. In the negative the lighted portion of the object will be depicted as black and the portion in darkness as transparent, the gradation of black varies as the intensity of light reflected from the object varies. This is reverse of what we see and that is why it is called a "Negative". To obtain the negative we go through several steps viz. exposing the film, development of the exposed film, fixing, washing, drying. Since everything in photography depends on quantum of light one must be concerned with the estimation of correct exposure which depends on light condition, film speed, aperture, shutter speed, reflecting capacity of the subject, filter factor, guide number, distance, etc.

With the progress of Photographic Science and Computer Technology there has been a revolutionary change in the concept and application of Photography. Digital photography is the most recent development in the field of photography changing the whole scenario and dimension in photography. Computer aided photography or photographs taken with the help of Digital camera and then making various types of manipulation with the help of software producing fantastic and fascinating pictures are very common to-day. Pictures are stored as digital files( information of an image in binary data) in a memory card of the camera which is usually downloaded in the computer for editing and printing.

## 2. Affirm Better Criteria

Choice of subject, angle of view point, framing, proper lighting, depth of field, appropriate selection of lens, differential focussing, choice of suitable filter, correct exposure, perfect development, after treatment, etc. are some of the fundamental criteria for better quality of the picture. To have a good photograph it must be thematically interesting, technically perfect and aesthetically pleasing. A good picture must appeal to viewers. The theme of the picture should be appealing and print quality should be brilliant. In a



technically perfect print all the tones in the negative should appear and there must be the full range of tones between black and white. With the variation of exposure and development, the quality of the images (grade of the negative or tone of the positive) is likely to vary. Any departure from the optimum combination leads to deterioration of the quality of the images. The ultimate objective of true photography is to obtain a good quality of print which is only possible when both the image quality of the negative and positive are technically perfect and acceptably good.

For betterment, if necessary, dodging, burning, vignetting, retouching may be done to improve the print. It is to be remembered that for a good print the negative should be good. A good negative can only be obtained when both the exposure and the processing are perfect. So, one has to be very careful about these important criteria. In practice, there are many cases when owing to some faults, image quality deteriorates and calls for improvement which may be done to some extent in case of negatives either by intensification or reduction and for prints by choosing appropriate paper grade and manipulating the development. In cases of one step variation on both sides (under exposure & over exposure) there can be nine different effects as follows:

Exposure	Development		
	Over	Under	Correct
Under	Very thin without detail	Thin without shadow detail	Extreme contrast
Correct	Thin but with detail	Correct	Contrast
Over	Extremely flat	Dense but flat	Dense with contrast

In case of Digital photography, the laymen do not care much about the intricacies of the technology, but simply go on clicking, mostly in the auto-mode without bothering about the quality or possibility of further enhancement of the pictorial quality of what they shoot. But those who are little concerned may produce beautiful pictures simply by proper editing and application of the creative mind which is inherent to every one. It is to be remembered that one may capture beautiful shots in a digital camera but unless those are properly edited (post operation), those may not be so enchanting. It is exactly like a case for producing food. There may be high quality of ingredients (vegetables, meat, fish, etc) but unless it is cooked with proper recipes the ultimate food may not be so palatable. The role of editing in digital photography is similar to the role of cooking in food making. Therefore, one should be concerned about digital editing using software like Photoshop, Light room, etc.

### 3. A Beginners' Choices


Even though there is no hard and fast rule and it is to some extent foolish thinking, however for the sake of convenience a beginner may choose a moderate camera which is easy to handle i.e technically simple without much complications and economic. One should choose normal film of speed( i00 ASA/21DIN( for Film) or 100-400 ISO for( Digital)so that grains or noises are less. Preferably use shutter speed between 1/50 – 1/200 sec to capture motion, aperture between f/8-f/16 to have moderate depth of field and bright or cloudy bright light condition as well as a short zoom to take both close and distant objects.

### 4. Assert Brilliant Communication

Any form of Art is nothing but a visual communication. One of the functions of art is to express feeling and thereby to communicate with the connoisseurs and photography is no exception. In photography a photographer tries to communicate his feelings and visual realisations through his pictures. How best an individual can reach to his viewers and convey his views entirely depends on his communication skills i.e. his ability to represent something in a manner that reveals something original - a unique and private vision of the world. The more brilliant and unique it is, the more enjoyable the work of art is. Art is a creative process. It originates in a sensitive soul which cannot help but express and communicate to the others what it has seen, heard and felt.

Art is born in a soul which is endowed with keen sensitivity. But a keen sensitivity alone is of no avail in the making of art. To this must be added an irresistible will to express what one has sensed. The urge for expression is purely instinctive, almost unconscious but the process of communication itself is not. It is a conscious process. The artist selects how much to tell, how much to eliminate and how much to add if necessary, for idealised form of the artist for beauty and harmony.

The brilliant mode of communication is unique and renders the subject matter of communication exceedingly absorbing. Therefore one must opt how best one can communicate his feelings through the elements within the picture space.



"Mother And Child" by Biswatosh Sengupta

## 5. Attempt Best Candid


Most of the amateurs are snap shooters; they simply click and rest is done by others. But amongst the serious photographers there are many snap-shooters who click without the knowledge of the subject, to produce good candid shots. The snap shooting of human beings or animals in some natural activity in normal environment without premeditated arrangement or usually without the subject being aware that they are being photographed is commonly known as candid shots. The word "candid" is used to mean unposed and informal. For best candid one should click at the opportune moment that is commonly called the "decisive moment" according to famous photojournalist Henri Cartier Bresson. One has to act cleverly and skilfully to capture the unposed action without the notice of the subject so that the actual mood of the subject and the atmosphere of the surrounding become normal. Wonderful memorable moments can be captured through candid photography.



"Red Window" by Biswatosh Sengupta



"Quando" by Henry Cartier Bresson



"Celebration" by Biswatosh Sengupta



"Mother and Child" by Wai Man Lam



## 6. Accentuated Balanced Composition

Except a few patterns or abstract forms every picture should have some primary interest, some dominant object around which everything else is built, generally referred to as a centre of interest. Every line, every path, and every shape and mass within the picture area should lead the eye towards the centre of interest.

Composition is the technique of arranging the elements of a photograph in such a manner that they can make the picture a beauty. Composition is referred as the "grammar" or "design" or "language of vision". It means the ways of expressing visual ideas through pictures. Visual expression of a subject needs to arrange and explore its shape; colour is the strongest way to frame the whole picture into a powerful visual statement. Accentuation, balance & symmetry, contrast, harmony, repetition, radiation, curvature, etc. are the cannons of composition. Good composition is the proper synthesis of unity, harmony and balance in the picture. Proper placement of right subjects and details make a composition beautiful. Composition in a photograph can be controlled by tone (to suggest the relative visual brightness of the subject), sharpness (differential focussing), contrast (feature of opposite or different characters to lend variety and avoid monotony), scale (differential of massiveness, vastness and proportionality between different objects), depth, texture etc.

## 7. Affix Beneath Colours

Ruskin said "All men, completely organized and justly tempered, enjoy colour; it is meant for the perpetual comfort and delight of the human heart".



"Foetus in the Rock Womb" by Suman De



"Kiss" by Partha Pratim Halder

Tone and Colour play vital role in Photography. One may consider colours as visual languages to convey the emotional responses of the subject matter. Different colours convey different meanings and also the same colour may have other interpretations in different environment or different context or culture. Each colour has positive and negative meanings. Thus, while creating an artistic photograph one must consciously use colours as a symbolic representation to convey one's thoughts. Most of you are well concerned about the colours used in our traffic signal. Red for stop, green for move and Yellow to get ready. But here we may have different connotations in photography. The notional idea of the general meanings or symbolic representations of the few colours are mentioned in brief for the convenience of the readers.

Red symbolizes excitement and high energy levels. Positively Red connotes love, passion, and excitement, while negativity associated with red are danger, anger and aggression. Red is the colour of extremes. It's the colour of passion, love, seduction, violence, danger, anger, and adventure. Our prehistoric ancestors saw red as the colour of fire and blood – energy and primal life forces.

Pink is a lighter version of red. Pink symbolizes youth, femininity, love and romance, caring, tenderness, acceptance and calm.

Orange is a colour that autumn and the harvest season represent. Bright orange is seen as happy, childlike and whimsical. Orange symbolises energy, balance, enthusiasm, warmth, vibrant, expansive, flamboyant, demanding of attention.

Yellow is the colour of sunshine, light, and warmth. On the positive side, it symbolizes optimism, joy, and wisdom. Too much yellow can express cowardice, jealousy, and deceit. A typical stereotype of cowardice is a yellow stripe running down ones back. Yellow signifies joy, happiness, betrayal, optimism, idealism, imagination, hope, sunshine, summer, gold, philosophy, dishonesty, cowardice, jealousy, covetousness, deceit, illness, hazard and friendship.

Brown is the colour of the earth. Brown brings to mind visions of hearth and home. Brown signifies earth, stability, hearth, home, outdoors, reliability, endurance, simplicity, and comfort.

Blue is the colour of water and the sky. The positive connotations of blue are loyalty, justice, knowledge, and intelligence. The negative associations are coldness, apathy, and depression.

Green conveys nature. People often think of grass and foliage when asked what the colour green symbolizes. Green also represents money. Banks will often use the colour green in their logos. The negative connotations of the colour green are greed and envy and thus the phrase "green with envy" has evolved. Green represent Nature, environment, health, good luck, renewal, youth, spring, generosity, fertility, jealousy, service, inexperience, envy, misfortune, vigor.



Purple has been associated with royalty since ancient times. The colour purple symbolizes elegance, spirituality, mystery, nobility, ceremony, transformation, wisdom, enlightenment, cruelty, honour, arrogance, mourning, temperance.

White conveys purity and cleanliness. Brides in the Western Hemisphere wear white wedding dresses to symbolize their innocence and purity. White also expresses softness, simplicity, and truth, reverence, purity, birth, simplicity, cleanliness, peace, humility, precision, innocence, youth, winter, snow, good, sterility, marriage (Western cultures), death (Eastern cultures), cold, clinical.

Black is the colour of power, sophistication, and elegance. Hence the term “black tie affair”. Of course, there is also a negative connotation to the colour black. It can be used to symbolize fear, negativity, and evil. “A black soul” is a term for an evil human being. Black: Power, sexuality, sophistication, formality, elegance, wealth, mystery, fear, evil, unhappiness, depth, style.

The simplest explanation of the function of colour in a picture is enhancement of the verisimilitude of the picture. This use of colour can be called ‘Natural’. Apart from this natural use of colour, we can distinguish three other modes, which may be called ‘the Heraldic’, ‘the Harmonic’ and ‘the Pure’. The heraldic use of colour is perhaps the most primitive and in this form the colour is used for its symbolic significance.

A child, if he has a free choice of colour will always print the tree green and the sky blue, though a tree can be brown and sky grey. In harmonic mode the artist look at his objects in relation to the light and shadow and then he determines the tone value or relative intensity which the colours have with the general lighting of the picture. This involves, in effect regulating the colours to conform to a restricted scale. The dominant tone of the picture is determined and all other colours are scaled up or down to a restricted distance from the dominant colour.

In the pure mode, the colour is used for its own sake. The colours are taken in their purest intensity and a pattern is built up in contrasts of relative intensity and relative area. The purpose being decorative, verisimilitude is secondary. Colour is thus reduced to its most sensual appeal.



## 8. Art Behind Camera

The derivative meaning of Art is Skill or Device. Accordingly, such acts as riding, hunting, and swimming in earlier days were termed Art. But with the passage of time, concept of Art has acquired a deeper meaning. There exists an inherent urge to communicate what one has seen or visualized and every sensitive human soul expresses and shares his feeling about the world around him with others through any medium – from the time of pre-history to recent time; be it painting, sculpture or photography, performing art or writing.

As per great Greek philosopher Aristotle, Art is the idealized form of artist. It means that art should not be as it is in the nature but it should be how an artist sees it, knows it or perceives it. It should be a modified form of nature being the configuration of artist’s mind. Great Indian Poet Rabindranath Tagore said that “Art is ‘Maya’”. The concept of ‘Maya’ is given by great Sankaracharyay. He said that ‘Maya’ is beyond explanation, ‘Anirbachaniya’. I personally consider Art as acronym of Absolutely Relative Thought.

However, we consider Art as a creative process. It originates in a sensitive human soul which cannot help communicating to others what has been seen, heard and felt. The Artist selects a subject, eliminates from it what he considers redundant and adds to it what he feels should be essential to complete a meaning, a picture. When the job is complete the subject acquires a new look, a new meaning and, last but not least, a beauty which has so long remained unnoticed. The common place becomes uncommon because it has taken up the hue. Of the artist’s mind the artist has created something new and beautiful from what already exists not by coping it, not by reproducing it but by rearranging it and by holding it in a new perspective. Essentially, therefore, Art is a process of re-creation, distinguished from reproduction, which has a spiritual rather than material end in view.

The object of art is to depict beauty. According to Rabindranath, “when we talk of aesthetics in relation to arts, we must know that it is not about beauty in its ordinary meaning but in that deeper meaning which a poet has expressed in his utterance: truth is beauty, beauty truth”. The Artist, in any medium uses canon of composition – be it occidental or oriental.

The focal point of every artist is to express Western BEAUTY or Eastern RASA by the successful application of six canons or Saranga (Six limbs of Art).

“Rupabheda Pramanani Bhava Lavanya Yojonam, Sadrisyam Varnikabhangamiti Chitram Sadangakam”. This couplet was quoted by Yasodhra commenting on Vatsayan’s Kamasutra (1.3.15).

According to this sloka the six limbs of art are as follows:

Rupabheda – The knowledge of appearance

Pramanani – Correct perception, feature and structure

Bhava – Action of feeling on form

Lavanya – Infusion of grace, artistic representation

Sadrisyam – Similitude

Varnikabhanga – Artistic manner of using brush and color

Whatever may be the medium, ultimate goal of any Art is to enjoy sublime pleasure by the creator and to provide aesthetic delight (Rasa) to the viewers. Rasa comes out of a harmonious rendering of feeling (Bhava) and the form (Rupa). Rupa is the physical reality and Bhava enlivens it. Nine Rasas with corresponding Bhabhas are as follows: Sringara (Erotic, Attractiveness), Hasya (Laughter, Mirth), Karuna (Compassion, Pathetic), Roudra (Fury, Anger), Vira (Heroic), Bhayanaka (Horror, Terror), Bibhatsa (Disgust, Odious), Adbhuta (Wonder, Astonishment) and Santa (Tranquility, Calmness).

Now-a-days Photography is playing a very vital role as a medium of creative expression. It is the youngest child of Art. It is the latest and most powerful medium of Art now available to Artists. That is why Pablo Picasso after viewing an exhibition of Photographic Art remarked “Photography has killed us, “twenty first century is for you”. Many photo artists are using the tools of photography for creating beautiful images as masterpiece of any form of art. Creative Photography mainly concerns with Art. Particular branch of photography which deals with Art, or Art for which photography is the medium is called Pictorial Photography. Pictorial has been chosen as synonym of Art. I define Pictorial as acronym of Photographer’s Intentional Creative Thought Of Realisation In Artistic Line. Pictorialism is a method of photographic representation which aims primarily at Aesthetic, Emotional and Intellectual effects.

Pictorialism can be defined as a form of self expression using the tools of photography, e.g. Camera, LSM, Chemicals etc., with the object of creating images and enjoying both the process and the product. “Thus a Pictorial Photographer recreates the objects in his own way in his pictures. Tones and composition help build up the appeal which the subject aroused in him. Ultimately when the job is complete it gives us a photograph the beauty of which is traceable as much to the subject matter as to the creative personality of the photographer himself. The camera is used not to record a subject in its physical form but used as a pawn in the game to finally make a picture.

## 9. Aesthetics Beauty Creativity

Aesthetics (also spelled esthetics) is a branch of philosophy dealing with the nature of beauty, art, and taste, and with the creation and appreciation of beauty. It is more scientifically defined as the study of sensory or sensory-emotional values, sometimes called judgment of sentiment and taste. More broadly, scholars in the field define aesthetics as ‘critical reflection on art, culture and nature.’ Aesthetics is a sub discipline of axiology, a branch of philosophy, and is closely associated with the



philosophy of art. Aesthetic studies are new ways of seeing and of perceiving the world. The term aesthetics is a branch of philosophy dealing with the perception of beauty. An artist's aesthetic approach to life is intuitive and multi-dimensional and is born out of itself. On the other hand the viewers are on the receiving end. As art is the source of one of the most sublime spiritual experiences i.e. aesthetic delights; aesthetics is essential for developing an artistic perception as well as an eye for truly appreciating a work of art.

Beauty is the quality that gives pleasure to the mind or senses and is associated with such properties as harmony of form or color, excellence of artistry, truthfulness and originality. According to Mr. J Reylond 'Art has beauty for its objects'. Most of the painters and photographers would agree that they are in pursuit of beauty even though they may not all appreciate equally an object as beauty. Yet beauty is an inseparable aspect from art as art cannot be avoid of beauty. According to the law of beauty, any artistic creation formulates, conforms and perfects the result of human perception of the world.




"Dark fredau" by Graham Cashell



"Equivalent" by Jerry Uelsmann



Creativity is a phenomenon whereby something new and valuable is created. It is also defined as the process of producing something original and worthwhile i.e. characterized by originality and expressiveness and imagination. Creative Photography is nothing but to see the world in a different way and to present the mundane elements in the picture space in an aesthetically pleasing manner. Creative technique aims to show how many familiar subjects can be transformed by a fresh imaginative approach or by a new way of looking at an image with innovative and intuitive mind through manipulation and techniques. I define Creativity as an acronym of Creator's Representation (of) Emotional Aesthetic Transcendental Intellectual Visualisation Innovatively Tranformed (to a) Yum / Yarn.



"Victoria" by Achim Koepf

### 10. Application by Computer

Computer technology has permeated every sphere of human life. In the field of photography its application is vast. Automatic colour processing, sending images through the telecommunication network digital photography and so on are a few to name. Here I will mention only creative application by computer. Computer is used as a tool to manipulate the image to recreate an artistic form with the creative ideas and visualisation of the artistic mind of the photographer to enjoy the process and the product.

Computer offers a set of powerful tools most of which were earlier unthinkable to a photo artist, to create his masterpieces with the photographic techniques known to them or through

dark room gimmicks. Several software (computer programmes) are available now-a-days for such purposes. They are Colour Studio Super print, PC Paintbrush, Level photo print, Corel Draw, Adobe Photoshop. Corel Draw is one of the fine graphic packages available in the market. It provides



“Euphoria” by Mrinal Badyopadhyay

a very integrated and interesting effect and easy to use interface with all tools readily available on the desktop. Corel photo print allows one to produce photorealistic images, it combines impressive painting tools with powerful making, and object handling, photo retouching and colour correction capabilities, image and special effect filters are available to add subtle enhancement or dramatic impact to new images. Software Adobe Photoshop is the most fascinating one especially to photographers. It offers unlimited scope for creative photography on digital platform.


The photograph we intend to manipulate is scanned with the aid of one gadget known as scanner or uploaded from digital camera. This photograph in question undergoes addition(-called paste), elimination(cut), retouching(editing) and other desired effects with the help of a set of powerful hardware and software and finally output is taken into colour printer or film recorder directly from the computer.

The magic starts when one begins to manipulate his images according to his creative thought of realisation to produce a pictorial photograph. Photoshop provides multiple layering system and unlimited colour choice which can literally create wonders in creative photography. The most versatile range of special effect filters include Posterize, Solarise, Polar Coordinates, Blur, Crystallize, Emboss, Twist and Twirl, Glass texture, Lens Flare, Lighting Effects, etc. to name a few. Numerous fascinating effects, variations in distortion and perspectives, combination of images and manipulation in composition are possible, which help in making fantastic surrealistic and impressionistic picture and simple montages; and the only limit is one’s perception, imagination and aesthetic visualisation.



“Beauty” by Mrinal Pal

Of course manipulation systems are not the only solutions in making art photography and only software can never replace the creativity which is in fact an inborn faculty matured through practice and knowledge. A great camera will never guarantee master photograph; similarly, don’t assume that a computer with software and gadget will make one master artist. Computer merely



“Who Am I?” by Biswatosh Sengupta

act as an aid to produce a hard copy of the creative image called pictorial photography provided it fulfills the minimum criteria to consider it as a pictorial one. Software may help in experimenting with numerous techniques and to produce wonderful pictures but it is the artist behind the computer who will decide what to create, which techniques to apply and how far to go to create a pictorial photograph. It is hoped that the photographers with their imaginative mind will utilise the techniques, not simply to show gimmicks but to produce masterpieces of high art value.



## 11. Artist's Beautiful Creation


There are millions of subjects available to the photo-artists for beautiful creation. These are landscape, nature study, candid shot, portrait, figure study, still life, and experimental work. An artist with sound technical knowledge and aesthetic imagination using various photographic tools and gadgets can produce wonderful pictures of superb quality.

## 12. After Bewitching Creation


After beautiful creations one should share his works with others either by organising solo or group exhibition or by participating in salons held in different parts of the world. It is of no use to keep his creation under lock and key. Unless it is being appreciated or criticised by others one cannot assess the aesthetic value of his pictures. A beautiful picture should purge emotions of and provide pleasure to the spectators. Whether one's creation is really worth valid or not, may partially be judged by salon acceptance. Even though it is a relative assessment, and the juries have individual choices and likings, it is not a matter to ignore or brush aside since it is assessed by different experts hailing from diversified socio-cultural outlooks. Salon as you know is a French word. Earlier it was exhibition of the Painters, now-a-days we consider National and International exhibition of Photo Art providing opportunity to view works of various pictorialists under one roof to be a Salon. In a salon several thousand works are submitted and only a few are accepted for display selected by the jury. Therefore submission of works in a number of salons helps one to understand the aesthetic value of the work to a great extent. Moreover it helps to attend the eligibility criteria for different Honours & distinctions of FIAP, PSA etc.



"Wonderer" by Partha Sarathi Sarkar



"Wadden" by Jan Jansen



"Somatographies"  
by Ioannis Lykouris



"Shyness" by Benu Sen

## Conclusion

Before I conclude, let us hope that Photography will go a long way to cultivate knowledge and as a medium of creative expression. It will foster international brotherhood through the universal language of photography understandable by one and all.

## Acknowledgement

I express my sincere gratitude and heartfelt thanks to those whose pictures I have included in this article for academic purpose. I am also thankful to Mr. Nicos Karanikis, Director FIAP Media Relations Service for including my paper in FIAP NEWS.

